



JUNIOR SAILOR



RAZZLE DAZZLE SHIPS

During World War I and World War II, Navies around the world used special camouflage on their ships. This camouflage was called “**Razzle Dazzle**”!

The special designs on the ships helped to create optical illusions, or helped to confuse enemy ships or submarines on which way the ships were headed and how fast they were going.

Dark lines, bright colors, and crazy patterns all worked together to make it hard to judge, the size, shape, or direction of the ship. This made it very difficult for enemy ships to try to target, or shoot at, the **Razzle Dazzle** ship.


Check out this ship below! Would those lines confuse you on which way it was headed, how fast, and how far away it was?



@navalwarcollegemuseum

NAVAL WAR
COLLEGE
MUSEUM

Here's another one, this is the USS Nebraska in its Razzle Dazzle camouflage paint job during World War I.



Now let's design our very own camouflage ship!

MATERIALS:

- Paper
- Colored Pencils or Crayons
- Printed Razzle Dazzle Coloring Sheet (Optional)

STEP 1:


Print out the ship outline below, or draw your own ship outline.

STEP 2:

Design your camouflage. Remember to use lots of lines and patterns to confuse enemy ships!


STEP 3:

Look at your picture from across the room, have you tricked the eye with your Razzle Dazzle design?



@navalwarcollegemuseum

**NAVAL WAR
COLLEGE
MUSEUM**



@navalwarcollegemuseum

NAVAL WAR
COLLEGE
MUSEUM